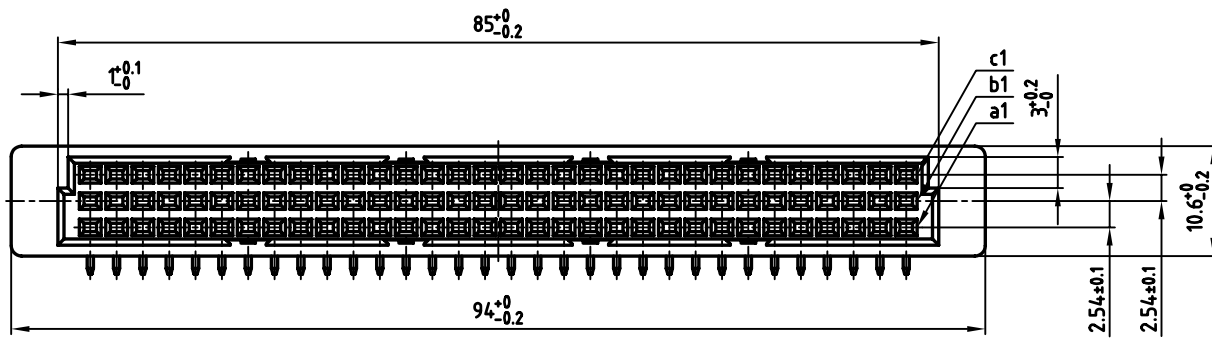
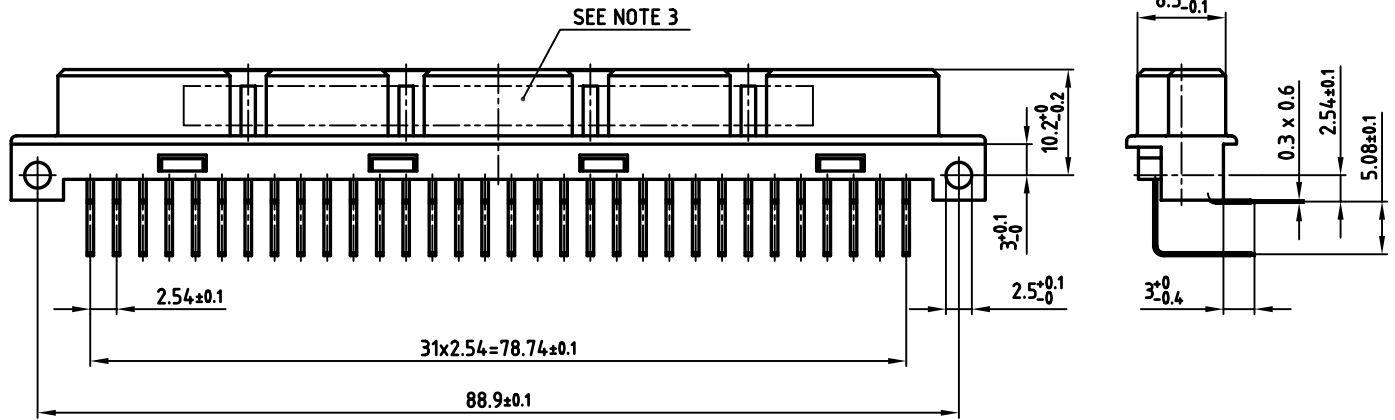
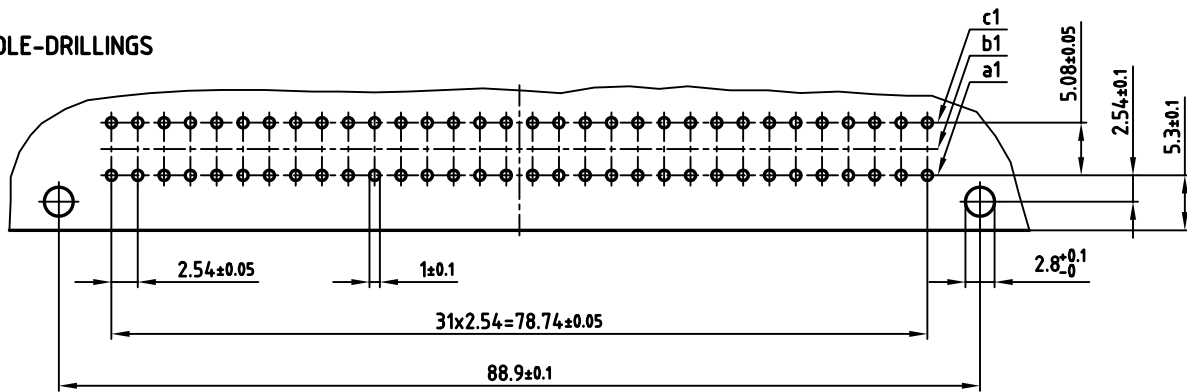


used for: DIN EN 60603 TYPE "R"



P.C.B. HOLE-DRILLINGS



NOTES:

1. INSULATORS: PBT GF UL 94 V-0, GREY
2. CONTACTS: COPPER ALLOY  
PLATING: min.  $8\mu$ " HARD GOLD OVER min.  $50\mu$ " NICKEL
3. CONNECTOR IS PART MARKED: 122A10849X CONEC Y/WW

APPROVAL # FREIGABE # DEBLOCAGE # AUTORIZACION # APPROVAL	
CUSTOMER APPROVAL DATE:	
NAME:	TITLE:
COMPANY NAME:	
APPROVAL # FREIGABE # DEBLOCAGE # AUTORIZACION # APPROVAL	

THIS DRAWING MAY NOT BE COPIED OR REPRODUCED IN ANY WAY, AND MAY NOT BE PASSED ON TO A THIRD PARTY, WITHOUT WRITTEN PERMISSION. OWNERSHIP AND COPYRIGHT OF CONEC GmbH DO NOT ALTER CAD DRAWING BY HAND

rev.	description	date	name

tolerance	
scale:	2:1
material:	SEE NOTES
title:	<b>FEMALE CONNECTOR TYPE "R"</b> 64pos. ANGLED
dwg no:	AutoCAD 2000
	DIN-A
	3
	sh: 1/1
<b>CONEC</b>	

dwg no:	AutoCAD 2000	DIN-A
	12K1A209	3
		sh: 1/1
part no:	122A10849X	